

## Do PageRank-based author rankings outperform simple citation counts?

Dalibor Fiala<sup>a, \*</sup>

Lovro Šubelj<sup>b</sup>

Slavko Žitnik<sup>b</sup>

Marko Bajec<sup>b</sup>

<sup>a</sup> University of West Bohemia, Department of Computer Science and Engineering  
Univerzitní 8, 30614 Plzeň, Czech Republic

<sup>b</sup> University of Ljubljana, Faculty of Computer and Information Science  
Večna pot 113, 1000 Ljubljana, Slovenia

\* Corresponding author. Tel.: +420 377 63 24 29.

Email addresses: dalfia@kiv.zcu.cz (D. Fiala), lovro.subelj@fri.uni-lj.si (L. Šubelj),  
slavko.zitnik@fri.uni-lj.si (S. Žitnik), marko.bajec@fri.uni-lj.si (M. Bajec).

**Abstract:** The basic indicators of a researcher's productivity and impact are still the number of publications and their citation counts. These metrics are clear, straightforward, and easy to obtain. When a ranking of scholars is needed, for instance in grant, award, or promotion procedures, their use is the fastest and cheapest way of prioritizing some scientists over others. However, due to their nature, there is a danger of oversimplifying scientific achievements. Therefore, many other indicators have been proposed including the usage of the PageRank algorithm known for the ranking of webpages and its modifications suited to citation networks. Nevertheless, this recursive method is computationally expensive and even if it has the advantage of favouring prestige over popularity, its application should be well justified, particularly when compared to the standard citation counts. In this study, we analyze three large datasets of computer science papers in the categories of artificial intelligence, software engineering, and theory and methods and apply 12 different ranking methods to the citation networks of authors. We compare the resulting rankings with self-compiled lists of outstanding researchers selected as frequent editorial board members of prestigious journals in the field and conclude that there is no evidence of PageRank-based methods outperforming simple citation counts.

**Keywords:** PageRank, scholars, citations, rankings, importance.

Preprint of: Fiala, D., Šubelj, L., Žitnik, S., & Bajec, M. (2015). Do PageRank-based author rankings outperform simple citation counts? *Journal of Informetrics*, 9(2), 334-348.

## 1. Introduction and related work

Ranking researchers has become very popular due to the possible applications in various hiring, promotion, grant, or award procedures, in which manual assessment can be efficiently supplemented with automated techniques. Apart from counting the research money granted, the easiest way to evaluate a researcher's performance is to estimate the quantity and quality of scholarly publications he/she has produced. The former concentrates on production (or productivity) and the latter on impact (or influence). In its basic form, production is the number of research papers a scientist has published and impact is the number of citations from other research publications these papers have attracted. These two simple indicators may already form a basis for an easy ranking of researchers (or authors as all of these evaluations are based on the authorship of research publications). One of the drawbacks of this simplistic approach is that it does not differentiate between popularity and prestige, i.e. it considers all citations as equivalent. In the practice, however, a citation by a Nobel Prize laureate is certainly more valuable than that by a doctoral student, a citation by a scientist with a high number of citations has probably more weight than that by a scholar with only a few citations, and many citations from the same researcher are apparently less worth than the same number of citations from many different scientists. All this motivated the application of "higher-order" evaluation methods (citations being a "first-order" method) such as PageRank to citation networks of authors.

The recursive PageRank algorithm by Brin and Page (1998), the founders of Google, was originally meant to evaluate the importance of webpages on the basis of the link structure of the web. The principal idea is that an important webpage is itself linked to from other important webpages. Thus, a webpage can have a high rank if it has inlinks from many webpages with low ranks but also if it has inlinks from few webpages with high ranks. The rank of a webpage depends on the ranks of the webpages linking to it. In practice, the costly calculation of PageRank in a directed graph is done in an iterative fashion and more on this will be said in the following section. Even though a similar bibliometric concept was introduced by Pinski and Narin (1976) long before Google, the PageRank's property of being applicable to any directed graph was soon utilized in the analysis of citation networks to rank journals (Bollen et al., 2006; Bergstrom, 2007; González-Pereira et al., 2010), papers (Chen et al., 2007; Walker et al., 2007; Ma et al., 2008; Yan and Ding, 2010), authors (Fiala et al., 2008; Ding et al., 2009; Radicchi et al., 2009; Ding, 2011; Fiala, 2011; Yan and Ding, 2011;

Preprint of: Fiala, D., Šubelj, L., Žitnik, S., & Bajec, M. (2015). Do PageRank-based author rankings outperform simple citation counts? *Journal of Informetrics*, 9(2), 334-348.

Fiala, 2012b; Fiala, 2013a; Nykl et al., 2014), a combination of the three (Yan et al., 2011), institutions (Yan, 2014), departments (Fiala, 2013b; Fiala, 2014), countries (Ma et al., 2008; Fiala, 2012a), or a mixture of the above entities (West et al., 2013). In the many previous studies of ours we investigated various PageRank modifications with respect to the standard (baseline) PageRank and concluded that some of the variants performed better than the baseline in that they generated rankings closer to the human perception of a good ranking. In the present study, however, we consider simple citations as the baseline and the main research question is whether author rankings based on PageRank (and its variants) outperform citations in terms of better ranks assigned to outstanding researchers. If the answer was yes, the high computational cost of PageRank needed to overcome some deficiencies of citations would be well justified.

Let us remark in this place that PageRank-based (or, in general, recursive) ranking methods are only one branch of research performance evaluation techniques (in addition to standard publication and citation counts) with the other notable one being the family of h- and g-indices (Hirsch, 2005; Egghe, 2006) that combine both production and impact in a single number. These indices may obviously be used to rank authors as well, but they are not the concern of the present paper which is further organized as follows: In Section 2 we briefly recall the substance of PageRank, its modifications used in our analysis, and other related methods and refer to the relevant literature for more details. In Section 3 we describe the dataset we examined, which consists of papers from three large computer science categories (artificial intelligence, software engineering, and theory & methods). In Section 4 we present and discuss the main results of our analysis and give a negative answer to the main research question asked in the title of this article. And finally, in the last section, we summarize the most important contributions and results of this study and propose some research lines for our future work.

## 2. Methods

Let us define the directed author citation graph as  $G = (V, E)$ , where  $V$  is the set of vertices (authors) and  $E$  is the set of edges (unique citations between authors). If author  $v$  cites author  $u$  (once or more times), there is an edge  $(v, u) \in E$ . Then, by the recursive definition, the PageRank score  $PR(u)$  of author  $u$  depends on the scores of all citing authors in the following way:

Preprint of: Fiala, D., Šubelj, L., Žitnik, S., & Bajec, M. (2015). Do PageRank-based author rankings outperform simple citation counts? *Journal of Informetrics*, 9(2), 334-348.

$$PR(u) = \frac{1-d}{|V|} + d \sum_{(v,u) \in E} PR(v) \Omega \quad (1)$$

where  $d$  is the damping factor, which was set to 0.85 in the original web experiments by Brin and Page (1998), and  $\Omega$  is either the multiplicative inverse of the out-degree of  $v$  like in the standard PageRank or  $\sigma_{v,u} / \sum_{(v,k) \in E} \sigma_{v,k}$  like in the bibliographic PageRank by Fiala et al. (2008), where

$$\sigma_{v,k} = w_{v,k} / \left( \frac{c_{v,k} + 1}{b_{v,k} + 1} \right) \sum_{(v,j) \in E} w_{v,j} \quad (2)$$

with  $w$ ,  $b$ , and  $c$  being various coefficients determined from both the citation and the collaboration networks of authors which will be explained below. Note that as follows from (1), an author with no citations (incoming edges) will still have a non-zero PageRank, which will be close to the multiplicative inverse of the total number of authors in the dataset. Of course, this will be influenced by the damping factor  $d$ , which was initially determined empirically after the observation that a typical web user usually followed five links to other webpages and then chose a random webpage, e.g. by starting a new keyword search, thus resulting in about one sixth ( $\approx 0.15$ ) of all transactions between webpages to be random. Indeed, the total PageRank in the system (or network) should be 1 and the individual PageRanks of vertices are then the fractions of time a random surfer spends there. We refer to the paper by Diligenti et al. (2004) for an explanation of PageRank within a random walk framework. Other approaches to the PageRank problem include solving a linear system (Bianchini et al., 2005; Langville and Meyer, 2004), but for practical reasons it is mostly computed dynamically in an iterative manner until convergence of subsequently generated rankings, which may be measured with Spearman's rank correlation coefficients. This is also the way we applied in our analysis with the maximum number of iterations set to 50, which was enough even with stricter convergence criteria and millions of nodes in the experiment by Brin and Page, and the damping factor set to 0.9 for the calculations to be consistent with our previous studies. (But we also experimented with other damping factors as will be said later in the paper.)

Let us now return to the coefficients  $w$ ,  $b$ , and  $c$  appearing in the bibliographic version of (1) and thus in (2). Their combination will produce a weight of each citation between two authors. The key ideas are the following: a citation between two authors is more intense if it

occurs repeatedly ( $w_{u,v}$  is the number of all citations from  $u$  to  $v$ ); a citation from a colleague (who has coauthored some publications with the cited author) is considered less valuable than a citation from a foreign scientist who has no common papers with the cited author ( $c_{u,v}$  is the number of collaborations of  $u$  and  $v$ ), and the “collaboration penalty” is mitigated proportionally to some other factors, for instance to the number of coauthors in the joint publications by  $u$  and  $v$  ( $b_{u,v}$  is then the number of common publications by  $u$  and  $v$ ). If all the coefficients  $b$  and  $c$  are set to 0 and  $w$  to 1, the bibliographic PageRank becomes the standard PageRank ( $PR$ ) by Brin and Page (1998). If only  $b$ 's and  $c$ 's are set to 0, the resulting method is a weighted PageRank ( $PR$  *weighted*) similar to that by Xing and Ghorbani (2004). If only  $b$ 's are set to 0, the variant is called  $PR$  *collaboration*. If  $b_{u,v}$  is generally non-zero, it can represent one of the following numbers: the number of publications by  $u$  plus the number of publications by  $v$  ( $PR$  *publications*), the number of all coauthors of  $u$  plus the number of all coauthors of  $v$  ( $PR$  *allCoauthors*), the number of all distinct coauthors of  $u$  plus the number of all distinct coauthors of  $v$  ( $PR$  *allDistCoauthors*), the number of publications by  $u$  where  $u$  is not the only author plus the number of publications by  $v$  where  $v$  is not the only author ( $PR$  *allCollaborations*), the number of coauthors in the common publications by  $u$  and  $v$  ( $PR$  *coauthors*), or the number of distinct coauthors in the common publications by  $u$  and  $v$  ( $PR$  *distCoauthors*). Because it was not the aim of this paper to redefine the bibliographic PageRank and its variants, for its formal definitions we refer to Fiala et al. (2008) and particularly to Fiala (2012).

There is another recursive method related to PageRank which was invented independently of Brin and Page (1998) by Kleinberg (1999). This technique is called HITS and proposes two scores for a webpage, authority and hubness, suggesting that a good authority will be linked to from good hubs and a good hub will link to good authorities. This mutually reinforcing relationship is expressed by the indirect recursion in the following formula:

$$A(u) = \sum_{(v,u) \in E} H(v), \quad H(u) = \sum_{(u,v) \in E} A(v) \quad (3)$$

where  $A(u)$  is the authority score of  $u$  and  $H(u)$  its hubness. A close relationship of HITS to PageRank was shown by Ding et al. (2002). We included HITS in our experiments with author rankings and computed iteratively (similarly to PageRank) the authority scores of authors, which were then used to rank them. in descending order. In makes no sense to use

Preprint of: Fiala, D., Šubelj, L., Žitnik, S., & Bajec, M. (2015). Do PageRank-based author rankings outperform simple citation counts? *Journal of Informetrics*, 9(2), 334-348.

the hubness score for the ranking because an author with a high hubness means a highly referencing author, whose prestige, however, may be low.

In addition to the computationally intensive “higher-order” methods PageRank and HITS, we also wanted to rank authors using simple, non-recursive techniques, which are sometimes called “first-order” methods. A prominent representative of this category is the simple citation counting (*Citations*), which is a well established metric of scientific impact and which we will consider as the baseline ranking method. Compared to PageRank, citations are not only cheap in terms of calculation and data collection, but they are also more transparent and easier to understand, which is a big advantage in research assessment. Citations between authors can be easily extracted from the citation networks of papers we had at our disposal. But unlike paper citations that are distinct by nature, there are usually many duplicate citations between authors because researchers often refer to publications on a specific topic covered by a limited set of scholars. So it may well happen that a large number of citations come from a single author. Therefore, it may be useful to count the number of distinct citing authors rather than citations. In the author citation graph (without parallel edges), this number is the in-degree of nodes and we call this method *In-degree* consistently in this study as well as in our earlier articles although alternative names like “CitingAuthors” would also be thinkable.

Thus, in total, we have these 12 author ranking methods: *Citations* (our baseline), *In-degree* (distinct citing authors), *HITS* (authority score), *PR* (standard PageRank), *PR weighted* (weighted PageRank), and bibliographic PageRank variations *PR collaboration*, *PR publications*, *PR allCoauthors*, *PR allDistCoauthors*, *PR allCollaborations*, *PR coauthors*, and *PR allCoauthors* whose rationale is explained above. We will apply these techniques to three large citation networks of computer science authors, generate author rankings, and try to answer the question raised in the title of this article.

### **3. Data**

In middle 2013 we got access to programmatically download XML records with metadata on journal articles and conference papers from the well-known Web of Science (WoS) database. These metadata typically included paper titles, author names, author emails, source titles (journal or conference names), publication years, links to citing papers as well as some other information. We were interested in three subcategories of computer science, namely Artificial Intelligence (AI), Software Engineering (SE), and Theory & Methods (TM), which we wanted

Preprint of: Fiala, D., Šubelj, L., Žitnik, S., & Bajec, M. (2015). Do PageRank-based author rankings outperform simple citation counts? *Journal of Informetrics*, 9(2), 334-348.

to inspect more closely. The choice of these three subcategories was determined by the research interests of the authors of this paper as well as by the necessity to balance the sufficient amount of data for analysis and the time (and costs) needed to acquire these data. Finally, we managed to obtain 179,510 publication records in AI, along with 215,745 records in SE, and 159,107 records in TM. However, these document sets are not disjoint as we can see in Figure 1. This is due to the fact that in the Web of Science papers belong to one or more subject categories or subcategories. Thus, there is an overlap of almost five thousand papers that are classified in each of the three subcategories with a slightly smaller overlap between AI and SE but substantially bigger intersections (by an order of magnitude) between AI and TM on the one hand and SE and TM on the other. In the latter case about a third of the documents are shared by both subcategories. This indicates well that software engineering and theory & methods are two closely related disciplines of computer science. All in all, we analyzed 546,678 publication records in this study.

Insert Figure 1 here.

The publications under investigation span a time period from 1964 to 2013 for AI and from 1954 to 2013 for SE and TM. AI is, therefore, a “younger” discipline than both SE and TM and, of course, year 2013 is incomplete in each case. We can observe in Figure 2 that all disciplines evolved similarly in the course of time and their production gradually increased from a few dozens of papers in the first years to almost 17,000 AI papers in 2006, 9,000 SE papers in 2004, and more than 24,000 TM papers in 2005. (Again, let us recall that the document sets are not disjoint so the total numbers of papers published in the above disciplines are smaller.) We may notice a few remarkable things in Figure 2 and those are the sudden production rise of software engineering publications in the 1980s, the explosion of publication activity in all three areas after 2000 and a rather dramatic general decrease after 2006. This spectacular decline may be partly caused by decreasing governmental budgets due to the approaching global economic and financial crisis but in particular by a change in the indexing strategy of the Web of Science database. This change included, among others, discontinuing the indexation of the well-known “Lecture Notes” book series in the Science Citation Index Expanded.

Insert Figure 2 here.

Before applying ranking methods to authors, we needed to create citation networks of authors from the citation networks of papers. Between the papers in AI there were 639,126 citations, Preprint of: Fiala, D., Šubelj, L., Žitnik, S., & Bajec, M. (2015). Do PageRank-based author rankings outperform simple citation counts? *Journal of Informetrics*, 9(2), 334-348.

in SE there were 323,444 citations, and in TM there were 483,603 citations. We extracted publications' authors and linked together the authors of each citing and cited paper removing self-citations. In this way, we obtained 119,430 authors linked by 4,349,759 citations in AI, 108,079 authors with 2,118,037 citations in SE, and 123,656 authors with 3,248,792 citations in TM. Let us note in this place that no name unification or disambiguation was performed, which would have been extremely time-consuming regarding the big volume of data we analyzed. The authors were only identified by their full surnames and first name and middle name initials, which was the usual way they were supplied in our WoS data. All in all, our primary goal was to present general ranking features rather than individual ranks although these are also provided for the reader's reference in the appendix.

Comparing author rankings is always tricky as there are no “ground truth values” for the ranks that would tell us whether a ranking method works well or not. The only viable option if such a standard (or reference) ranking does not exist is to have a reference set of “good” authors about whom we know that they should be ranked high by a good ranking and low by a “bad” ranking. We may compile a list of outstanding authors based on the winners of some prestigious computer science awards (Sidiropoulos and Manolopoulos, 2005; Fiala et al., 2008; Fiala, 2011; Fiala, 2012) or on the editorial board members of some prestigious computer science journals (a similar concept employed by Liu et al., 2005), which we have done in this study because there are no compatible awards in artificial intelligence, software engineering, and theory & methods. To this end, we manually inspected the editorial boards of the top ten journals by impact factor in the 2012 edition of Journal Citation Reports® (Thomson Reuters, 2013) in the three aforementioned categories. After some minimum data cleaning we included in our reference set of significant authors in each area those who appeared on more than one editorial board and checked these names for ambiguities. At the end of this process, we obtained 32, 12, and 17 authors whose names can be seen in Tables A.4, A.5, and A.6 in the appendix.

#### **4. Results and discussion**

We applied all of the twelve ranking methods mentioned in Section 3 to the author citation networks in AI, SE, and TM and obtained 12 different author rankings. The ranking methods are *Citations*, *In-degree*, *HITS*, (standard) PageRank (*PR*), weighted PageRank (*PR weighted*) and seven other PageRank variants described earlier. Figure 3 depicts boxplots of author rankings in each category showing the relative ranks (to be able to compare networks of

Preprint of: Fiala, D., Šubelj, L., Žitnik, S., & Bajec, M. (2015). Do PageRank-based author rankings outperform simple citation counts? *Journal of Informetrics*, 9(2), 334-348.



different sizes) achieved by the best, worst, and median editorial board member from the reference set of outstanding researchers in a discipline. Relative ranks are calculated by dividing the original ranks by the number of authors in each network (AI, SE, and TM) to always fall between 0 and 1. This is a very simple way how rankings with different numbers of authors may be compared. Alternatively, a ranking function might be used for the comparison of these rankings such as the normalized discounted cumulative gain (Järvelin and Kekäläinen, 2002), but its more costly computation would likely not result in a better visualization than the boxplots in Figure 3. As is usual with boxplots, the top edge of each bar marks the 75th percentile of the ranks assigned to the outstanding scholars by a particular ranking method and the bottom edge of each bar represents the 25th percentile. The short line dividing each box into two sections is the median rank. Please note that the lower the rank the better the position of a researcher because, obviously, rank 1 is better than rank 100 when speaking in absolute terms. (An optimum ranking, if there is one, would place all the authors from the reference set to top positions, e.g. 1 – 32 in AI, and the box in its boxplot would be virtually invisible in Figure 3.) There is also a straight line in each section of the chart denoting the median rank yielded by the simple citation counting, which we consider a baseline. As we may notice, PageRank-based variants always have a worse median rank than citations except for *PR allCoauthors* and *PR allDistCoauthors* in TM, where, however, they still have much worse maximum ranks. These two variants take into account the number of all (distinct) coauthors in the common publications of the citing and cited author and perform comparably well (but not better than) citations in SE. However, their reputation as the best PageRank variants does not hold in AI in which they perform worse than the other PageRank-like methods. Thus, it is inconclusive and we cannot say which PageRank-based methods are the best, but we can almost certainly claim that, on the basis of our experiment, there is no evidence that author ranking methods similar to PageRank outperform simple (and much cheaper) citation counts.

Insert Figure 3 here.

What is somewhat striking is the poor performance of HITS in SE but actually quite good scores in AI and TM. So, again, it is unclear whether HITS is better or worse than citations based on this experiment, similarly to our previous studies (Fiala et al. 2008; Fiala, 2011; Fiala, 2012). On the other hand, the good performance of *In-degree* seems to be quite stable in Figure 3 where it slightly outperforms *Citations* in all three citation networks. (Let us recall Preprint of: Fiala, D., Šubelj, L., Žitnik, S., & Bajec, M. (2015). Do PageRank-based author rankings outperform simple citation counts? *Journal of Informetrics*, 9(2), 334-348.

that in *In-degree* citations from one author are counted only once so a high rank in *In-degree* may better indicate how well-known an author is in the community than simple citations. This feature of *In-degree* seems to be crucial for editorial board members.) To get some additional support for these conclusions, we ran another set of experiments the main results of which may be seen in Figure 4. Despite the lack of compatible awards in the three disciplines under study and a different evaluation methodology of choice for the present analysis we mentioned earlier, this time the reference set of researchers, whose ranks yielded by various ranking methods we compared, consisted of 28 ACM A.M. Turing Award winners from 1991 to 2010 as described in Fiala (2012). As we may note, the median ranks achieved in AI are quite high and very low in SE and particularly in TM, which indicates that the Turing Award is more relevant for the latter two categories. Indeed, even the worst positions of the awardees based on TM data are still in the better half of the rankings, in contrast to AI and SE. And in addition, while there is no award winner missing in the TM rankings, there is one omission in SE and even 15 laureates missing in AI. Thus, although the PageRank-related methods perform roughly the same as simple citations in AI and TM and somewhat better in SE, due to the missing data and unequal relevance of the three computer science categories for the selected assessment methodology, we may probably conclude again that there is no evidence that PageRank-based rankings would outperform citation counts.

Insert Figure 4 here.

Let us note at this place that we carried out the whole analysis with the damping factor set to 0.9 for the study to be compatible with our earlier research, but we also tested a damping factor set to 0.5 as proposed by Chen et al. (2007), Walker et al. (2007), Ma et al. (2008) or Ding et al. (2009) to find out that even if performing slightly better, PageRank variants are still far from outperforming simple citations. The exact ranks along with aggregate values underlying Figure 3 are shown in Tables A.1, A.2, and A.3 in the appendix. The values of the baseline method (*Citations*) are typeset in italics and the aggregate values that are better than baseline are highlighted in bold. In the other tables in the appendix (Tables A.4, A.5, and A.6), we show the top 30 researchers in AI, SE, and TM as calculated by *Citations*, *In-degree*, *HITS*, (standard) PageRank (*PR*), and the most different PageRank variant (*PR allCoauthors*). *HITS* and PageRank scores are also presented (although they depend on many factors like the convergence criterion, damping factor, etc.) for the reader to get a clue how wide or narrow the gaps between the ranks are. But we will not discuss the standings of the individual authors

Preprint of: Fiala, D., Šubelj, L., Žitnik, S., & Bajec, M. (2015). Do PageRank-based author rankings outperform simple citation counts? *Journal of Informetrics*, 9(2), 334-348.

in detail because the aim of this analysis was to evaluate various ranking methods as a whole rather than to assess individuals. As for the PageRank variant whose ranks differ most from the standard PageRank (*PR allCoauthors*), we found it by comparing pairwise Spearman correlations of the 12 rankings in each of the three computer science categories. From the heatmaps in Figure 5 it is quite obvious that there are three groups of rankings: *Citations* and *In-degree* are, as expected, very closely related as are PageRank and its modifications while HITS is a stand-alone category. However, even though all the correlations are very high (more than 0.8), we must be aware that this is true for rankings with well over 100,000 authors. Rankings with far fewer authors (e.g. 100, 500, or 1000), which are much more common in reality, would very probably have considerably lower correlations.

Insert Figure 5 here.

Let us now return to the evaluation methodology again. Besides editorial board members (or conference programme committee members, which is the same in essence but less appropriate with WoS data where conference papers are known to be absent or scarcely present) as the reference set of outstanding researchers, an alternative approach are lists of various computer science award winners. As we have said, we used this methodology successfully in the past (Fiala et al., 2008; Fiala, 2011; Fiala, 2012) and although the research goals set in those studies were different, it is easy to check that even then the PageRank-based methods mostly did not perform better than simple citations. In this analysis, we intentionally avoid prize awardees in order to test the viability of the current approach with editorial board members. Regarding author name disambiguation, even though no merging and/or unmerging of author names was performed prior to the analysis and the WoS data were treated “as is”, we believe that the results of our study are still valid. We have shown in our earlier work (Fiala, 2011) that analyzing even much more inconsistent CiteSeer data may lead to relevant conclusions. And while we recognize that some of the names presented in the tables in the appendix may need disambiguation or merging (as may also some others in lower positions not shown there), their individual ranks are actually not so important as the aggregate values displayed in Figure 3. As none of the ranking methods applied disambiguates author names, we expect the overall trend not to change even if all of them did.

Finally, let us speculate a little bit about the reasons of the disappointing performance of the PageRank-based methods as compared to simple citations. The most straightforward explanation seems to be that the evaluation methodology (editorial board membership) itself

Preprint of: Fiala, D., Šubelj, L., Žitnik, S., & Bajec, M. (2015). Do PageRank-based author rankings outperform simple citation counts? *Journal of Informetrics*, 9(2), 334-348.

relies on pure citations. This appears to be a valid point since members of journal editorial boards are usually persons of high repute, well known in their scientific community, who publish frequently and are often cited by other researchers. The same is certainly true also for conference programme committee chairs or members or for computer science award winners. On the other hand, PageRank and related techniques are concerned with the quantity of citations as well as with their quality. They reflect prestige rather than popularity. In this context, it would seem that the editorial board members of the journals we selected for our analysis were chosen on the basis of popularity rather than prestige. Thus, they were not necessarily of high repute but certainly of high visibility with their work being cited a lot. Interestingly, a similar observation may be made for the award winners in our previous studies (e.g. Fiala et al, 2008), where, however, the baseline method was the standard PageRank and not citations. Even in studies where author credit was distributed in a slightly different (West et al., 2013) or a more different (Radicchi et al., 2009) way, a high correlation with simple citations was reported. We can see no reason why this bias of the assessment methodology towards simple citations should be absent when conference programme committee members are used as a reference set. In fact, all thinkable evaluation approaches (including peer judgement) are based on citations to some extent and we are not aware of any exception. If such an exceptional approach existed, it would be interesting to run our experiments again and see if the outcome is different.

## **5. Conclusions and future work**

The quality of researchers is often assessed using basic scientometric indicators like the number of publications and citations and even though many other more advanced metrics have been proposed, in principle they always rely on the publication output and impact of a scholar. One of these more advanced techniques is the PageRank algorithm which was originally conceived to rank webpages but has been successfully used to evaluate authors of research papers as well. This algorithm is recursive in nature and requires dozens of iterations over the whole citation network to generate a stable ranking of authors. Thus, it is quite costly compared to simply counting citations and the key question is whether it is worth of it. Does PageRank benefit author rankings compared to citation counts? In this study we tried to address this problem and our response to the question is negative. In particular, we made the following contributions:

Preprint of: Fiala, D., Šubelj, L., Žitnik, S., & Bajec, M. (2015). Do PageRank-based author rankings outperform simple citation counts? *Journal of Informetrics*, 9(2), 334-348.

- We created large citation networks of authors from 179,510 papers in artificial intelligence, 215,745 papers in software engineering, and 246,391 papers in theory & methods - subfields of computer science - by programmatically querying the Web of Science database.
- We compiled lists of editorial board members of prestigious journals in each category to have three reference sets of outstanding researchers and generated 12 rankings of authors using various methods including citation counts, PageRank, and its modifications.
- We compared the rankings with each other by visualizing their basic statistics on boxplot charts and depicting their correlations on heatmaps.

The main findings of our study are the following:

- There is no evidence of PageRank-based author rankings outperforming simple citation counts in terms of better mean or median ranks assigned to the authors in a reference set of prestigious scholars in a computer science category.
- From the PageRank modifications, the variant with considering all coauthors in common publications of the citing and cited authors seems to work best. The performance of HITS is unstable and the ranking that takes into account citations only from distinct authors (*In-degree*) appears to yield better results than standard citation counts.
- All PageRank-based rankings are very highly correlated with each other, while HITS and citations-based rankings are the other two distinct ranking groups. Still, all the 12 rankings under study are rather strongly correlated with Spearman's rho being 0.8 at least.

In our future work, we would like to concentrate also on other categories of computer science or on other scientific fields. We intend to extend our experiments and further investigate some phenomena we observed in this analysis such as the circumstances in which *In-degree* performs better or worse than citations or HITS performs better or worse than PageRank. Moreover, the bad performance of PageRank-based methods in this study should be further verified by applying also other PageRank-related techniques such as those by Radicchi et al. (2009) or West et al. (2013). In addition to editorial board members, who may themselves be selected based on their citation counts, another set of experiments should be run with different

Preprint of: Fiala, D., Šubelj, L., Žitnik, S., & Bajec, M. (2015). Do PageRank-based author rankings outperform simple citation counts? *Journal of Informetrics*, 9(2), 334-348.

reference sets of outstanding authors, e.g. with researchers receiving a prestigious award in a particular domain of computer science or another research area. Another line of research may include investigations whether simple citations outperform also some other well established evaluation metrics such as the h-index.

### **Acknowledgements**

Thanks are due to Thomson Reuters for providing us with the data. For D. Fiala, this work was supported by the European Regional Development Fund (ERDF), project “NTIS - New Technologies for Information Society”, European Centre of Excellence, CZ.1.05/1.1.00/02.0090 and in part by the Ministry of Education of the Czech Republic under grant MSMT MOBILITY 7AMB14SK090. For L. Šubelj, S. Žitnik, and M. Bajec, this work was supported in part by the Slovenian Research Agency Program No. P2-0359, by the Slovenian Ministry of Education, Science and Sport Grant No. 430-168/2013/91, and by the European Union, European Social Fund.


### **References**

- Bergstrom, C. (2007). Eigenfactor: Measuring the value and prestige of scholarly journals. *College and Research Libraries News*, 68(5), 314-316.
- Bianchini, M., Gori, M., & Scarselli, F. (2005). Inside PageRank. *ACM Transactions on Internet Technology*, 5(1), 92-128.
- Bollen, J., Rodriguez, M.A., & Van De Sompel, H. (2006). Journal status. *Scientometrics*, 69(3), 669-687.
- Brin, S., & Page, L. (1998). The Anatomy of a Large-Scale Hypertextual Web Search Engine. In *Proceedings of the 7th World Wide Web Conference*, Brisbane, Australia, 107-117.
- Chen, P., Xie, H., Maslov, S., & Redner, S. (2007). Finding scientific gems with Google's PageRank algorithm. *Journal of Informetrics*, 1(1), 8-15.
- Diligenti, M., Gori, M., & Maggini, M. (2004). A unified probabilistic framework for web page scoring systems. *IEEE Transactions on Knowledge and Data Engineering*, 16(1), 4-16.
- Ding, C., He, X., Husbands, P., Zha, H., & Simon, H. (2002). PageRank, HITS and a Unified Framework for Link Analysis. In *Proceedings of the 25th ACM SIGIR Conference on Research and Development in Information Retrieval*, Tampere, Finland, 353–354.
- Ding, Y. (2011). Applying weighted PageRank to author citation networks. *Journal of the American Society for Information Science and Technology*, 62(2), 236-245.
- Preprint of: Fiala, D., Šubelj, L., Žitnik, S., & Bajec, M. (2015). Do PageRank-based author rankings outperform simple citation counts? *Journal of Informetrics*, 9(2), 334-348.

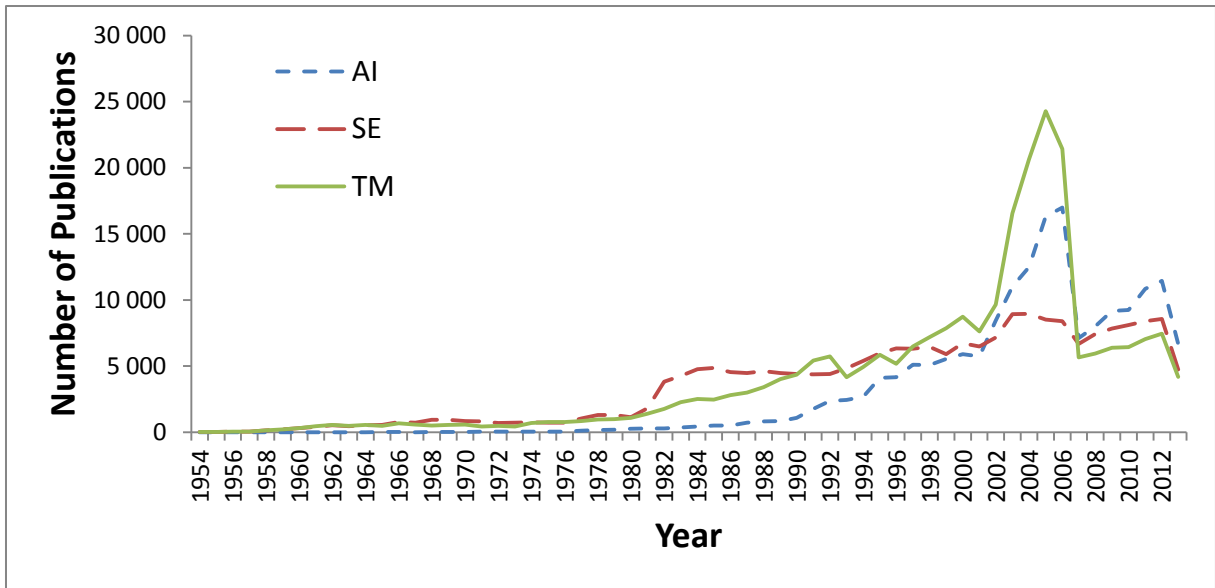
- Ding, Y., Yan, E., Frazho, A., & Caverlee, J. (2009). PageRank for ranking authors in co-citation networks. *Journal of the American Society for Information Science and Technology*, 60(11), 2229-2243.
- Egghe, L. (2006). Theory and practice of the g-index. *Scientometrics*, 69(1), 131-152.
- Fiala, D. (2011). Mining citation information from CiteSeer data. *Scientometrics*, 86(3), 553-562.
- Fiala, D. (2012a). Bibliometric analysis of CiteSeer data for countries. *Information Processing and Management*, 48(2), 242-253.
- Fiala, D. (2012b). Time-aware PageRank for bibliographic networks. *Journal of Informetrics*, 6(3), 370-388.
- Fiala, D. (2013a). From CiteSeer to CiteSeer<sup>X</sup>: Author rankings based on coauthorship networks. *Journal of Theoretical and Applied Information Technology*, 58(1), 191-204.
- Fiala, D. (2013b). Suborganizations of institutions in library and information science journals. *Information*, 4(4), 351-366.
- Fiala, D. (2014). Sub-organizations of institutions in computer science journals at the turn of the century. *Malaysian Journal of Library and Information Science*, 19(2), 53-68.
- Fiala, D., Rousselot, F., & Ježek, K. (2008). PageRank for bibliographic networks. *Scientometrics*, 76(1), 135-158.
- González-Pereira, B., Guerrero-Bote, V.P., & Moya-Anegón, F. (2010). A new approach to the metric of journals' scientific prestige: The SJR indicator. *Journal of Informetrics*, 4(3), 379-391.
- Hirsch, J. E. (2005). An index to quantify an individual's scientific research output. *Proceedings of the National Academy of Sciences of the United States of America*, 102(46), 16569-16572.
- Järvelin, K., & Kekäläinen, J. (2002). Cumulated gain-based evaluation of IR techniques. *ACM Transactions on Information Systems*, 20(4), 422-446.
- Kleinberg, J. (1999). Authoritative Sources in a Hyperlinked Environment. *Journal of the ACM*, 46(5), 604-632.
- Langville, A. N., & Meyer, C. D. (2004). Deeper inside PageRank. *Internet Mathematics*, 1(3), 335-380.
- Liu, X., Bollen, J., Nelson, M. L., & Van De Sompel, H. (2005). Co-authorship networks in the digital library research community. *Information Processing and Management*, 41(6), 1462-1480.
- Preprint of: Fiala, D., Šubelj, L., Žitnik, S., & Bajec, M. (2015). Do PageRank-based author rankings outperform simple citation counts? *Journal of Informetrics*, 9(2), 334-348.

- Ma, N., Guan, J., & Zhao, Y. (2008). Bringing PageRank to the citation analysis. *Information Processing and Management*, 44(2), 800-810.
- Nykl, M., Ježek, K., Fiala, D., & Dostal, M. (2014). PageRank variants in the evaluation of citation networks. *Journal of Informetrics*, 8(3), 683-692.
- Pinski, G., & Narin, F. (1976). Citation influence for journal aggregates of scientific publications: Theory, with application to the literature of physics. *Information Processing and Management*, 12(5), 297-312.
- Radicchi, F., Fortunato, S., Markines, B., & Vespignani, A. (2009). Diffusion of scientific credits and the ranking of scientists. *Physical Review E*, 80(5), art. no. 056103.
- Sidiropoulos, A., & Manolopoulos, Y. (2005). A citation-based system to assist prize awarding. *SIGMOD Record*, 34(4), 54-60.
- Walker, D., Xie, H., Yan, K.-K., & Maslov, S. (2007). Ranking scientific publications using a model of network traffic. *Journal of Statistical Mechanics: Theory and Experiment*, 6, art. no. P06010.
- West, J. D., Jensen, M. C., Dandrea, R. J., Gordon, G. J., & Bergstrom, C. T. (2013). Author-level eigenfactor metrics: Evaluating the influence of authors, institutions, and countries within the social science research network community. *Journal of the American Society for Information Science and Technology*, 64(4), 787-801.
- Xing, W., & Ghorbani, A. (2004). Weighted PageRank algorithm. In *Proceedings of the 2nd Annual Conference on Communication Networks and Services Research*, Fredericton, Canada, 305-314.
- Yan, E., Ding, Y., & Sugimoto, C. R. (2011). P-rank: An indicator measuring prestige in heterogeneous scholarly networks. *Journal of the American Society for Information Science and Technology*, 62(3), 467-477.
- Yan, E. (2014). Topic-based PageRank: Toward a topic-level scientific evaluation. *Scientometrics*, 100(2), 407-437.
- Yan, E., & Ding, Y. (2010). Weighted citation: An indicator of an article's prestige. *Journal of the American Society for Information Science and Technology*, 61(8), 1635-1643.
- Yan, E., & Ding, Y. (2011). Discovering author impact: A PageRank perspective. *Information Processing and Management*, 47(1), 125-134.

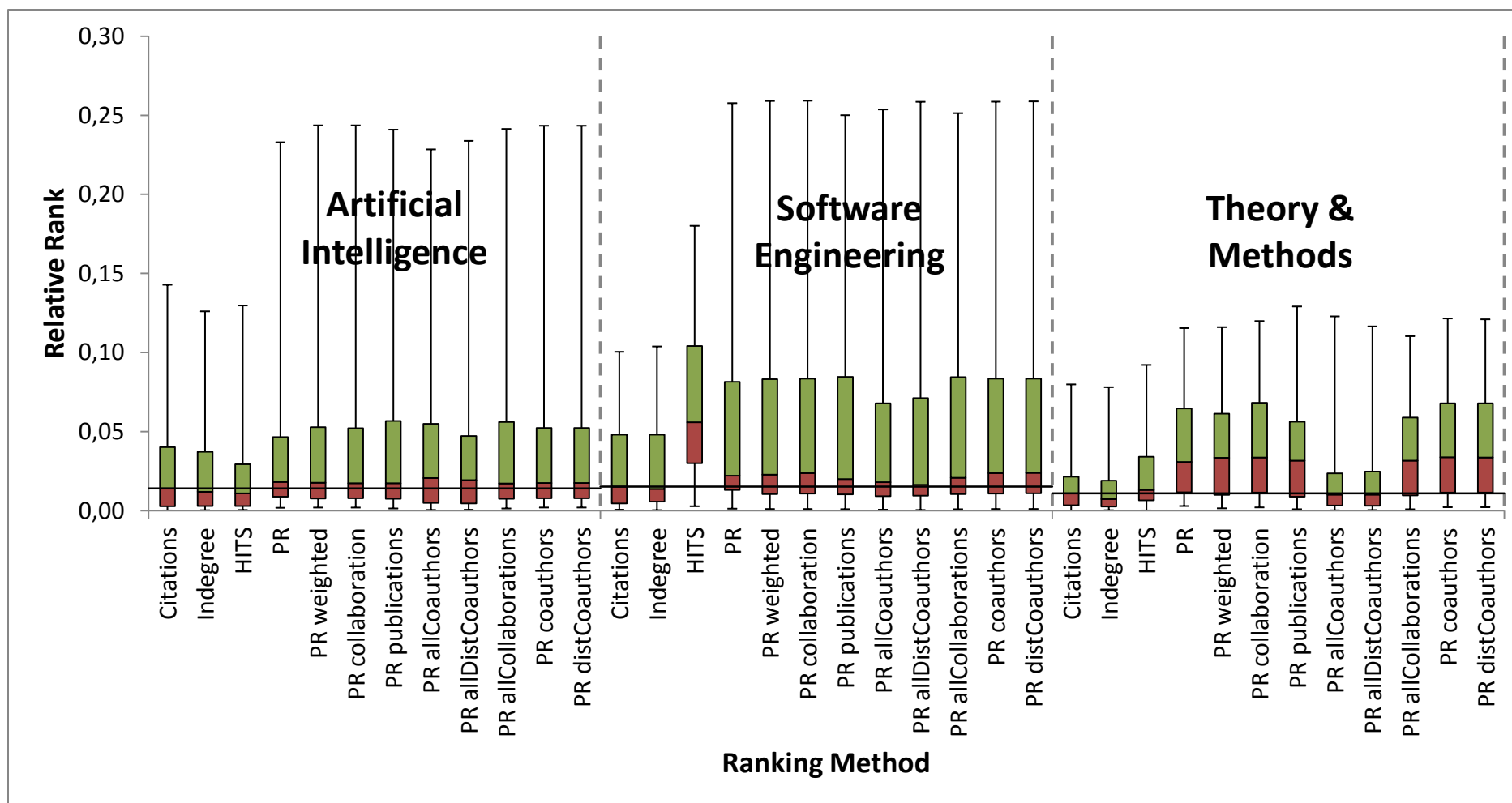




**Fig. 1** Venn diagram showing the numbers of documents in artificial intelligence (AI), software engineering (SE), and theory & methods (TM) categories

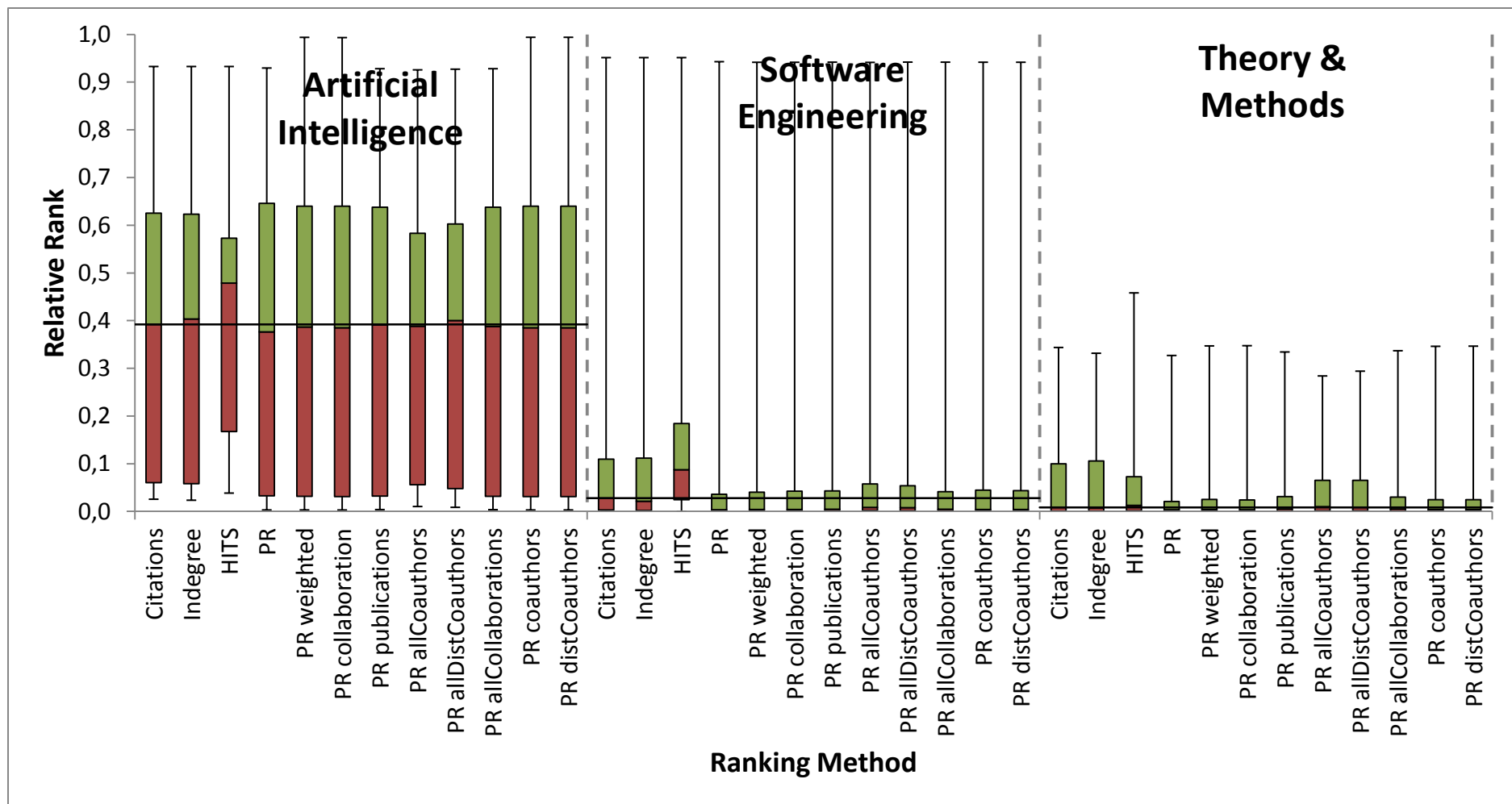


**Fig. 2** Numbers of publications in artificial intelligence (AI), software engineering (SE), and theory & methods (TM) categories in individual years



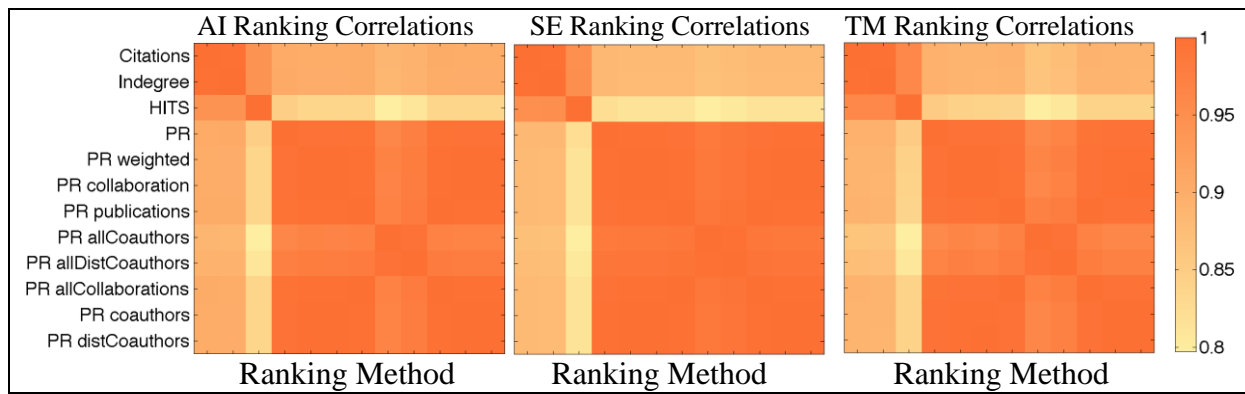
**Fig. 3** Boxplots depicting relative ranks achieved by various ranking methods for artificial intelligence (left), software engineering (centre), and theory & methods (right) editorial board members, with the horizontal lines marking the median rank yielded by the “baseline” method (simple citation counts) in each category

Preprint of: Fiala, D., Šubelj, L., Žitnik, S., & Bajec, M. (2015). Do PageRank-based author rankings outperform simple citation counts? *Journal of Informetrics*, 9(2), 334-348.



**Fig. 4** Boxplots depicting relative ranks achieved by various ranking methods for artificial intelligence (left), software engineering (centre), and theory & methods (right) ACM A. M. Turing Award winners, with the horizontal lines marking the median rank yielded by the “baseline” method (simple citation counts) in each category

Preprint of: Fiala, D., Šubelj, L., Žitnik, S., & Bajec, M. (2015). Do PageRank-based author rankings outperform simple citation counts? *Journal of Informetrics*, 9(2), 334-348.



**Fig. 5** Heatmaps of pairwise Spearman correlations of all rankings in artificial intelligence (AI), software engineering (SE), and theory & methods (TM) categories

## Appendix A

**Table A.1** Top artificial intelligence editorial board members and their ranks achieved by various ranking methods

Author	Citations	In-degree	HITS	PR	PR weight-ed	PR collab-oration	PR public-ations	PR allCo-authors	PR allDistCo-authors	PR allCollab-orations	PR co-authors	PR distCo-authors
Abbass, H	2,511	2,791	3,130	8,424	8,337	8,603	8,022	2,256	2,664	8,199	8,505	8,503
Bach, F	1,248	1,083	944	1,311	1,395	1,349	1,465	3,627	3,380	1,447	1,361	1,361
Bregler, C	5,621	6,430	4,523	7,333	6,474	6,321	6,826	15,633	13,735	6,747	6,255	6,265
Brown, M	2,238	1,847	1,827	2,986	3,110	3,041	3,260	4,356	4,261	3,235	3,041	3,038
Collins, R	1,021	836	516	1,562	1,807	1,777	1,632	2,742	2,459	1,631	1,789	1,792
Cordon, O	519	732	1,115	3,487	2,816	2,887	2,905	1,921	2,041	2,892	2,866	2,863
Herrera, F	20	64	221	840	518	564	543	115	192	535	567	567
Ishibuchi, H	196	311	470	1,130	931	947	919	440	548	931	948	947
Ishikawa, H	2,612	3,006	2,133	1,900	1,306	1,280	1,438	2,645	2,310	1,415	1,288	1,286
Kim, JH	240	202	182	601	707	721	480	220	203	484	726	727
Learned-Miller, E	10,287	8,965	7,059	7,650	8,709	8,622	8,606	14,287	12,928	8,535	8,607	8,604
Li, X	108	237	156	1,464	1,116	1,219	735	106	109	723	1,221	1,220
Liu, D	968	995	1,144	3,106	3,236	3,197	3,322	1,987	2,177	3,313	3,227	3,211
Lu, J	283	463	192	935	770	731	855	383	395	853	760	757
Matsushita, Y	9,374	8,723	4,015	10,601	11,167	11,337	11,636	6,494	6,188	11,519	11,389	11,359
Mori, G	3,402	2,991	1,817	5,669	6,775	7,002	7,282	3,005	3,738	7,246	7,007	7,005
Navab, N	4,639	4,310	4,746	5,511	6,252	6,200	6,760	7,563	7,071	6,685	6,242	6,238
Ong, YS	257	341	591	2,040	1,596	1,767	1,618	95	88	1,639	1,776	1,776
Pal, NR	47	36	54	221	239	238	171	56	70	168	240	241
Panella, M	13,653	12,638	9,662	27,826	29,104	29,103	28,780	27,286	27,932	28,835	29,075	29,074
Pedrycz, W	122	110	208	619	622	651	327	169	174	405	661	660
Pennec, X	1,369	1,183	1,401	1,724	1,723	1,739	1,864	1,485	1,452	1,835	1,742	1,741
Ramanan, D	1,972	1,675	1,224	3,012	2,854	2,859	2,286	2,320	2,297	2,252	2,850	2,853
Roth, S	3,161	2,528	3,333	2,298	2,715	2,660	2,792	5,153	4,542	2,768	2,656	2,658
Sato, Y	2,668	2,025	2,126	1,062	1,126	1,105	1,167	2,584	2,239	1,171	1,114	1,110
Skrjanc, I	7,506	7,767	15,498	13,279	13,090	13,299	12,829	7,857	9,121	12,901	13,294	13,298
Sutton, C	17,064	15,058	12,722	5,237	5,803	5,871	5,643	7,369	6,747	5,645	5,736	5,768
Torralba, A	453	448	383	1,038	896	874	914	2,127	1,866	894	880	878
Vemuri, BC	329	283	244	310	287	280	336	631	563	328	283	283
Welling, M	5,245	4,816	2,901	2,826	2,420	2,374	2,551	6,710	5,441	2,520	2,380	2,373
Williams, C	363	343	269	234	247	249	278	621	493	270	248	249
Zhao, D	7,181	6,665	4,885	13,043	11,287	11,214	11,546	16,970	16,078	11,470	11,243	11,233
<b>mean rank</b>	<b>3,334</b>	<b>3,122</b>	<b>2,803</b>	<b>4,352</b>	<b>4,357</b>	<b>4,378</b>	<b>4,368</b>	<b>4,663</b>	<b>4,484</b>	<b>4,359</b>	<b>4,374</b>	<b>4,373</b>
<b>median rank</b>	<b>1,671</b>	<b>1,429</b>	<b>1,313</b>	<b>2,169</b>	<b>2,114</b>	<b>2,076</b>	<b>2,075</b>	<b>2,452</b>	<b>2,304</b>	<b>2,044</b>	<b>2,085</b>	<b>2,083</b>
<b>min. rank</b>	<b>20</b>	<b>36</b>	<b>54</b>	<b>221</b>	<b>239</b>	<b>238</b>	<b>171</b>	<b>56</b>	<b>70</b>	<b>168</b>	<b>240</b>	<b>241</b>
<b>max. rank</b>	<b>17,064</b>	<b>15,058</b>	<b>15,498</b>	<b>27,826</b>	<b>29,104</b>	<b>29,103</b>	<b>28,780</b>	<b>27,286</b>	<b>27,932</b>	<b>28,835</b>	<b>29,075</b>	<b>29,074</b>
<b>std. deviation</b>	<b>4,188</b>	<b>3,821</b>	<b>3,666</b>	<b>5,523</b>	<b>5,692</b>	<b>5,709</b>	<b>5,685</b>	<b>6,023</b>	<b>5,879</b>	<b>5,689</b>	<b>5,702</b>	<b>5,701</b>

Preprint of: Fiala, D., Šubelj, L., Žitnik, S., & Bajec, M. (2015). Do PageRank-based author rankings outperform simple citation counts? *Journal of Informetrics*, 9(2), 334-348.

**Table A.2** Top software engineering editorial board members and their ranks achieved by various ranking methods

Author	Citations	In-degree	HITS	PR	PR weighted	PR collaboration	PR publications	PR allCo-authors	PR allDistCo-authors	PR allCollaborations	PR co-authors	PR distCo-authors
Bertino, E	839	652	3,463	2,941	3,033	3,161	2,707	1,631	1,703	2,848	3,147	3,144
Blake, MB	8,130	9,806	19,472	26,215	26,903	26,841	26,756	27,425	27,949	26,833	26,836	26,843
Boneh, D	10,861	11,226	16,476	27,857	28,005	28,024	27,032	23,581	24,605	27,173	27,959	27,979
Clarke, S	2,707	2,928	8,537	7,008	6,478	6,909	4,265	1,681	1,679	4,864	6,899	6,920
Dustdar, S	2,390	2,028	5,830	6,552	7,117	7,172	7,372	3,911	4,373	7,344	7,181	7,176
Forsyth, D	387	532	303	1,446	1,028	1,012	1,092	2,211	1,817	1,104	1,041	1,030
Ghezzi, C	413	246	2,566	822	989	1,020	651	447	508	654	984	999
Gottlob, G	896	944	6,262	1,817	1,883	1,975	1,614	1,004	1,067	1,642	1,978	2,006
Jouppi, N	9,322	8,419	18,865	14,183	14,603	14,554	14,462	17,584	17,641	14,494	14,519	14,505
Morrisett, G	511	663	4,462	1,557	1,170	1,209	1,117	900	866	1,136	1,200	1,228
Wing, J	68	38	2,096	140	116	116	106	70	49	101	117	118
Wright, MH	4,209	4,122	9,503	1,285	1,463	1,429	1,600	3,116	2,632	1,535	1,419	1,406
<b>mean rank</b>	3,394	3,467	8,153	7,652	7,732	7,785	7,398	6,963	7,074	7,477	7,773	7,780
<b>median rank</b>	1,643	1,486	6,046	2,379	2,458	2,568	2,161	1,946	1,760	2,245	2,563	2,575
<b>min. rank</b>	68	38	303	140	116	116	106	70	<b>49</b>	101	117	118
<b>max. rank</b>	10,861	11,226	19,472	27,857	28,005	28,024	27,032	27,425	27,949	27,173	27,959	27,979
<b>std. deviation</b>	3,714	3,879	6,379	9,454	9,638	9,613	9,517	9,456	9,723	9,536	9,601	9,602

Preprint of: Fiala, D., Šubelj, L., Žitnik, S., & Bajec, M. (2015). Do PageRank-based author rankings outperform simple citation counts? *Journal of Informetrics*, 9(2), 334-348.

**Table A.3** Top theory & methods editorial board members and their ranks achieved by various ranking methods

Author	Citations	In-degree	HITS	PR	PR weighted	PR collaboration	PR publications	PR allCo-authors	PR allDistCo-authors	PR allCollaborations	PR co-authors	PR distCo-authors
Liu, Y	417	309	964	1,778	1,747	1,806	1,453	333	321	1,478	1,795	1,794
Wing, J	453	340	528	699	573	564	679	603	571	613	579	572
Gottlob, G	233	230	309	990	1,024	1,079	653	405	381	681	1,099	1,099
Morrisett, G	9,879	9,659	11,399	14,279	14,353	14,829	15,970	15,195	14,413	13,646	15,033	14,964
Boneh, D	14	37	21	366	189	259	118	59	49	114	273	272
Crowcroft, J	5,990	4,926	3,878	12,312	13,402	13,355	15,719	6,507	7,118	13,382	13,566	13,503
Beyer, HG	145	155	872	1,432	838	1,229	1,086	29	57	1,195	1,239	1,244
Dorigo, M	524	496	1,606	2,434	2,127	2,302	2,123	775	727	2,122	2,292	2,301
Lozano, JA	1,920	1,641	4,696	7,560	7,031	8,423	6,850	1,247	1,251	7,267	8,389	8,398
Miller, J	192	143	722	1,454	1,230	1,417	988	177	253	1,196	1,418	1,417
Suganthan, PN	2,777	2,735	6,428	9,520	8,861	9,204	7,388	2,905	3,065	7,555	9,102	9,119
Tan, KC	2,657	2,352	4,412	5,019	5,525	5,455	5,706	3,166	3,841	5,776	5,482	5,478
Zhang, M	7,037	5,734	2,612	12,081	12,999	12,887	12,308	7,953	8,277	12,383	12,814	12,819
Zhang, J	1,354	908	2,521	3,804	4,137	4,149	3,916	1,427	1,481	3,913	4,166	4,157
Li, X	1,950	1,531	1,150	5,128	5,880	5,870	5,557	2,299	2,676	5,627	5,949	5,926
Ong, YS	1,561	1,395	4,212	7,993	7,569	7,754	6,954	1,979	1,910	7,083	7,684	7,704
Wu, J	572	421	802	1,385	1,546	1,528	1,382	652	608	1,390	1,548	1,546
<b>mean rank</b>	2,216	1,942	2,772	5,190	5,237	5,418	5,226	2,689	2,765	5,025	5,437	5,430
<b>median rank</b>	1,354	908	1,606	3,804	4,137	4,149	3,916	<b>1,247</b>	<b>1,251</b>	3,913	4,166	4,157
<b>min. rank</b>	14	37	21	366	189	259	118	29	49	114	273	272
<b>max. rank</b>	9,879	9,659	11,399	14,279	14,353	14,829	15,970	15,195	14,413	13,646	15,033	14,964
<b>std. deviation</b>	2,735	2,519	2,820	4,458	4,661	4,718	5,026	3,808	3,736	4,486	4,745	4,733

Preprint of: Fiala, D., Šubelj, L., Žitnik, S., & Bajec, M. (2015). Do PageRank-based author rankings outperform simple citation counts? *Journal of Informetrics*, 9(2), 334-348.



**Table A.4** Top 30 artificial intelligence researchers by citations, in-degree, HITS, PageRank and the most different PageRank variant

	Citations		In-degree		HITS [ $\times 10^{-2}$ ]		PR [ $\times 10^{-4}$ ]		PR allCoauthors [ $\times 10^{-3}$ ]	
1	Jain, AK	15,021	Jain, AK	6,810	Jain, AK	13.1856	Horn, BKP	26.7431	Jain, AK	18.9662
2	Malik, J	8,607	Malik, J	4,417	Malik, J	10.2278	Ballard, DH	26.6847	Kittler, J	12.9174
3	Kittler, J	8,238	Kittler, J	4,344	Kittler, J	9.8324	Geman, S	25.9486	Wang, L	8.3717
4	Kriegman, DJ	7,541	Scholkopf, B	3,600	Kriegman, DJ	9.1965	Hornik, K	23.4745	Wang, J	8.1870
5	Scholkopf, B	7,332	Vapnik, V	3,593	Scholkopf, B	8.9430	Geman, D	22.9776	Kanade, T	7.1650
6	Kanade, T	7,032	Kanade, T	3,586	Belhumeur, PN	8.7021	Jain, AK	21.5837	Oja, E	6.2053
7	Duin, RPW	6,670	Lowe, DG	3,520	Duin, RPW	8.5493	White, H	20.6053	Huang, TS	6.1994
8	Belhumeur, PN	6,471	Duin, RPW	3,330	Kanade, T	8.5259	Fikes, RE	20.5439	Scholkopf, B	5.8157
9	Vapnik, V	6,075	Breiman, L	3,147	Lowe, DG	8.0279	Nilsson, NJ	19.8517	Zhang, D	5.0933
10	Breiman, L	6,006	Jordan, MI	3,069	Muller, KR	7.9694	Kanade, T	19.6396	Duin, RPW	4.6992
11	Muller, Kr	5,729	Kriegman, DJ	3,046	Vapnik, V	7.6957	Funahashi, K	19.1373	Jain, A	3.9943
12	Lowe, DG	5,725	Hornik, K	3,043	Poggio, T	7.3748	Haralick, RM	18.5182	Poggio, T	3.7520
13	Geman, D	5,028	Geman, S	2,978	Matas, J	7.1384	Stinchcombe, M	18.4966	Nayar, SK	3.6473
14	Lin, CJ	5,019	Muller, KR	2,932	Hespanha, JP	7.0629	Brooks, RA	16.7612	Rosenfeld, A	3.2826
15	Jordan, MI	4,987	Lin, CJ	2,918	Meer, P	6.8320	Pearl, J	16.4261	Bigun, J	3.0795
16	Sejnowski, TJ	4,921	Geman, D	2,863	Huang, TS	6.7858	Pentland, AP	15.7140	Bischof, H	3.0754
17	Bezdek, JC	4,914	Belhumeur, PN	2,723	Jordan, MI	6.7426	Terzopoulos, D	14.7983	Hornik, K	2.9340
18	Hornik, K	4,749	Wang, L	2,679	Breiman, L	6.3566	Rosenfeld, A	14.0835	Plaza, E	2.5533
19	Zhang, D	4,732	Sejnowski, TJ	2,651	Taylor, CJ	6.3527	Vapnik, V	13.4566	Weickert, J	2.4774
20	Herrera, F	4,724	Poggio, T	2,604	Lin, CJ	6.3022	Schunck, BG	13.4545	Leonardis, A	2.4613
21	Geman, S	4,711	Ballard, DH	2,579	Geman, D	6.2773	Canny, J	13.4450	Sycara, K	2.3444
22	Grossberg, S	4,630	Rosenfeld, A	2,562	Geman, S	6.2021	Newell, A	13.3067	Rangarajan, A	2.1807
23	Poggio, T	4,626	Meer, P	2,539	Zhang, D	6.1346	Malik, J	13.1673	Amari, S	2.1802
24	Schmid, C	4,585	Huang, TS	2,533	Wang, L	6.0553	Grossberg, S	13.1471	Matas, J	2.1711
25	Taylor, Cj	4,475	Canny, J	2,498	Cootes, TF	5.9839	Davis, R	13.0938	Kimmel, R	2.1366
26	Rosenfeld, A	4,427	Cortes, C	2,494	Canny, J	5.9161	Lowe, DG	13.0680	Muller, KR	2.0960
27	Oja, E	4,332	Matas, J	2,479	Pentland, AP	5.8954	Sejnowski, TJ	13.0536	Dorigo, M	2.0939
28	Huang, TS	4,312	Haralick, RM	2,472	Ballard, DH	5.8614	Hinton, GE	13.0220	Liu, J	2.0708
29	Jennings, NR	4,199	Pentland, AP	2,415	Cortes, C	5.8490	Huang, TS	12.6856	Zisserman, A	2.0354
30	Horn, BKP	4,181	Oja, E	2,381	Sejnowski, TJ	5.8004	Davis, LS	12.5888	Bro, R	2.0325

Preprint of: Fiala, D., Šubelj, L., Žitnik, S., & Bajec, M. (2015). Do PageRank-based author rankings outperform simple citation counts? *Journal of Informetrics*, 9(2), 334-348.

**Table A.5** Top 30 software engineering researchers by citations, in-degree, HITS, PageRank and the most different PageRank variant

	Citations		In-degree		HITS [ $*10^{-2}$ ]		PR [ $*10^{-4}$ ]		PR allCoauthors [ $*10^{-3}$ ]	
1	Basili, VR	4,155	Lampont, L	2,372	Cohen-Or, D	14.4513	Hoare, CAR	49.7986	Hoare, CAR	14.0238
2	Lampont, L	4,022	Hoare, CAR	2,213	Seidel, HP	13.1369	McCarthy, J	34.9504	Wirth, N	11.5275
3	Cohen-Or, D	3,903	Basili, VR	2,002	Shum, HY	12.8951	Kammerer, HC	31.8550	Seidel, HP	9.4998
4	Hoare, CAR	3,385	Harel, D	1,814	Guo, BN	11.1822	Oktay, S	31.8550	Cohen-Or, D	4.3613
5	Seidel, HP	3,075	Shamir, A	1,730	Turk, G	10.9546	Dennis, JB	29.6339	Shum, HY	4.0523
6	Shamir, A	3,025	Seidel, HP	1,663	Desbrun, M	10.5037	Codd, EF	27.8712	Basili, VR	3.8873
7	Shum, HY	2,942	Cohen-Or, D	1,653	Zhou, K	9.4780	Dijkstra, EW	27.5035	Harel, D	3.8712
8	Harel, D	2,749	Parnas, DL	1,543	Hoppe, H	9.3236	Wirth, N	24.9930	Parnas, DL	3.3924
9	Briand, LC	2,559	Shum, HY	1,375	Gross, M	9.3158	Denning, PJ	24.7114	Denning, PJ	3.2165
10	Guo, BN	2,333	Tarjan, RE	1,354	Alexa, M	9.2896	Parnas, DL	23.3554	McCarthy, J	3.1794
11	Kemerer, CF	2,285	Kemerer, CF	1,274	Rusinkiewicz, S	9.2514	Floyd, RW	23.2359	Vardi, MY	3.1321
12	Parnas, DL	2,233	Turk, G	1,192	Durand, F	9.1238	Perlis, AJ	21.8722	Dennis, JB	3.0947
13	Weyuker, EJ	2,229	Weiser, M	1,108	Sheffer, A	8.6284	Chu, RC	21.4381	Dijkstra, EW	3.0317
14	Tarjan, RE	2,183	Weyuker, EJ	1,104	Bao, HJ	8.4892	Hwang, UP	21.4381	Emerson, EA	2.7773
15	Desbrun, M	2,097	Dijkstra, EW	1,103	Sorkine, O	8.4684	Simons, RE	21.4381	Shamir, A	2.5844
16	Turk, G	2,036	Briand, LC	1,101	Kobbelt, L	8.4185	Lampont, L	20.1893	Flanagan, C	2.4894
17	Gross, M	1,928	Guo, BN	1,087	Hu, SM	8.3370	Knuth, DE	17.0970	Clarke, EM	2.4707
18	Fedkiw, R	1,814	Desbrun, M	1,083	Pauly, M	8.2149	Horst, R	16.7542	Ball, T	2.3321
19	Cignoni, P	1,776	Cignoni, P	1,055	Shamir, A	8.2064	Hoffman, KL	16.6144	Tarjan, RE	2.3015
20	Reps, T	1,756	Reps, T	1,051	Cignoni, P	8.1103	Mizell, AM	15.6718	Alur, R	2.2184
21	Levoy, M	1,747	Levoy, M	1,049	Lischinski, D	7.9935	Tarjan, RE	15.6258	Guo, BN	2.1979
22	Zhou, K	1,728	Clarke, EM	1,006	Curless, B	7.9242	Weiss, RA	15.5402	Gross, M	2.1701
23	Durand, F	1,695	Gross, M	999	Gotsman, C	7.6949	Phong, BT	15.4064	Durand, F	2.1210
24	Weiser, M	1,665	Durand, F	979	Levy, B	7.4184	Shamir, A	14.4281	Lampont, L	2.1072
25	Alexa, M	1,646	Scopigno, R	979	Alliez, P	7.3908	Gries, D	14.3008	Montanari, U	2.0659
26	Kobbelt, L	1,621	Lee, J	971	Ju, T	7.3030	Harel, D	13.0491	Floyd, RW	2.0252
27	Rusinkiewicz, S	1,577	Ferrante, J	918	Yu, YZ	7.3017	Landin, PJ	12.3079	Todd, SJP	1.9993
28	Scopigno, R	1,569	Kramer, J	894	Popovic, J	7.2730	Metcalfe, RM	12.0450	Chamberlin, DD	1.8682
29	Clarke, EM	1,564	Alexa, M	890	Warren, J	7.2027	Robinson, JA	11.8506	Codd, EF	1.8481
30	Hoppe, H	1,541	Hoppe, H	881	Scopigno, R	7.1808	Boggs, DR	11.5930	Lee, J	1.7246

**Table A.6** Top 30 theory & methods researchers by citations, in-degree, HITS, PageRank and the most different PageRank variant

	Citations		In-degree		HITS [ $\cdot 10^{-2}$ ]		PR [ $\cdot 10^{-4}$ ]		PR allCoauthors [ $\cdot 10^{-3}$ ]	
1	Tarjan, RE	9,586	Tarjan, RE	3,587	Tarjan, RE	10.9182	Hoare, CAR	37.8686	Yung, M	14.5603
2	Shamir, A	8,108	Lampport, L	3,315	Shamir, A	10.8676	Perlis, AJ	32.1774	Alur, R	7.4745
3	Lampport, L	7,324	Shamir, A	3,035	Rivest, RL	10.4166	Codd, EF	30.4506	Vardi, MY	6.2202
4	Micali, S	6,653	Zadeh, LA	2,810	Yannakakis, M	9.6018	Dennis, JB	30.1616	Dongarra, J	6.0710
5	Alur, R	6,389	Rivest, RL	2,513	Yung, M	9.3902	Tarjan, RE	29.2852	Shamir, A	6.0548
6	Yannakakis, M	5,429	Papadimitriou, CH	2,375	Papadimitriou, CH	9.2467	Dijkstra, EW	27.6138	Hoare, CAR	6.0394
7	Rivest, RL	5,354	Valiant, LG	2,357	Lampport, L	8.9736	McCarthy, J	24.0778	Preneel, B	5.7847
8	Goldwasser, S	5,270	Hoare, CAR	2,351	Micali, S	8.7176	Shamir, A	22.4969	Deb, K	5.6748
9	Valiant, LG	5,265	Yannakakis, M	2,351	Goldwasser, S	8.5713	Knuth, DE	21.9525	Pnueli, A	5.2145
10	Papadimitriou, CH	5,104	Foster, I	2,138	Goldreich, O	8.4746	Zadeh, LA	21.7615	Dongarra, JJ	4.9583
11	Bellare, M	4,981	Alur, R	1,926	Bellare, M	8.2476	Denning, PJ	21.3309	Tarjan, RE	4.7165
12	Yung, M	4,943	Yung, M	1,900	Valiant, LG	7.9701	Lampport, L	21.1109	Nielsen, M	4.5767
13	Milner, R	4,905	Fischer, MJ	1,899	Naor, M	7.4863	Walden, DC	20.6401	Micali, S	3.7363
14	Boneh, D	4,585	Milner, R	1,855	Stern, J	7.3887	Wirth, N	20.6227	Rozenberg, G	3.5906
15	Zadeh, LA	4,371	Floyd, S	1,704	Luby, M	7.3704	Rivest, RL	20.5698	Rivest, RL	3.5245
16	Goldreich, O	4,339	Vardi, MY	1,692	Fischer, MJ	7.0054	Floyd, RW	19.3385	Zadeh, LA	3.2584
17	Stern, J	4,286	Parrow, J	1,660	Parrow, J	6.9366	Valiant, LG	17.2807	Naor, M	3.1258
18	Henzinger, TA	4,280	Kesselman, C	1,657	Alur, R	6.6362	Adleman, L	15.5315	Bellare, M	3.0279
19	Hoare, CAR	4,167	Dongarra, JJ	1,602	Preneel, B	6.6117	Vanhorn, EC	15.3883	Kumar, V	2.8850
20	Vardi, MY	4,099	Micali, S	1,557	Krawczyk, H	6.5033	Robinson, JA	15.3753	Henzinger, TA	2.8087
21	Deb, K	4,024	Dongarra, J	1,553	Boneh, D	6.5033	Parnas, DL	13.9488	Grumberg, O	2.7709
22	Foster, I	3,833	Bellare, M	1,539	Fiat, A	6.3567	Milner, R	13.6916	Hennessy, M	2.7249
23	Krawczyk, H	3,725	Tuecke, S	1,531	Adleman, L	6.3541	Fischer, MJ	13.1500	Bergstra, JA	2.6503
24	Camernisch, J	3,556	Adleman, L	1,530	Johnson, DS	6.3340	Ullman, JD	12.9868	Krawczyk, H	2.6414
25	Parrow, J	3,533	Goldreich, O	1,506	Okamoto, T	6.2513	Gries, D	12.7681	Goldreich, O	2.5898
26	Fischer, MJ	3,532	Goldwasser, S	1,502	Abadi, M	6.2247	Papadimitriou, CH	12.3012	Stern, J	2.5846
27	Kaliski, BS	3,455	Johnson, DS	1,492	Wigderson, A	6.2152	Blum, M	12.0470	Colchester, A	2.5771
28	Preneel, B	3,376	Pnueli, A	1,481	Franklin, M	6.1176	Yannakakis, M	11.8855	Dubois, D	2.4958
29	Dill, DL	3,368	Jain, AK	1,473	Maurer, U	6.1106	Gustafson, RN	11.7996	Beyer, HG	2.4750
30	Okamoto, T	3,224	Ullman, JD	1,463	Vardi, MY	6.0960	Sparacio, FJ	11.7996	Yager, RR	2.4538

Preprint of: Fiala, D., Šubelj, L., Žitnik, S., & Bajec, M. (2015). Do PageRank-based author rankings outperform simple citation counts? *Journal of Informetrics*, 9(2), 334-348.